

GET TO KNOW: YOUR TML TABLET



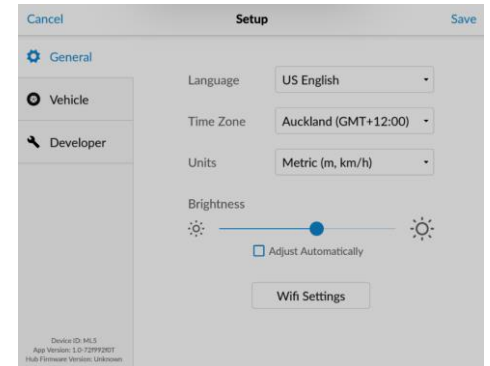
GET TO KNOW: YOUR TML JOB SCREEN



Settings

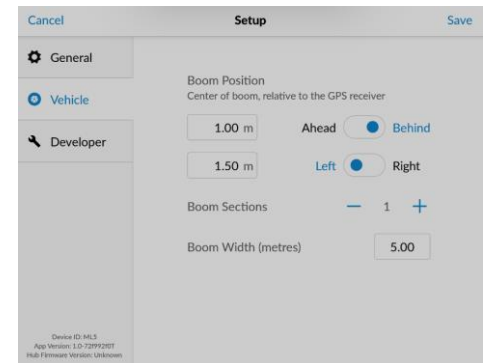
General Setup

- ① Tap Setup on your Job Screen
- ② Tap General
- ③ Choose:
 - Language
 - Time Zone
 - Units (metric/imperial)
 - Brightness



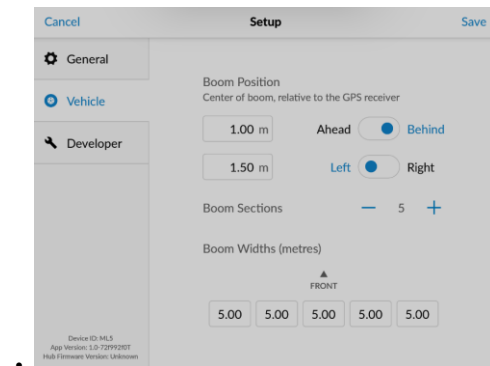
Vehicle Setup

- ① Tap Setup on your Job Screen
- ② Tap Vehicle
- ③ Choose boom position, relative to the GPS receiver:
 - Ahead or behind
 - Left or right
 - Number of booms
 - Width of boom




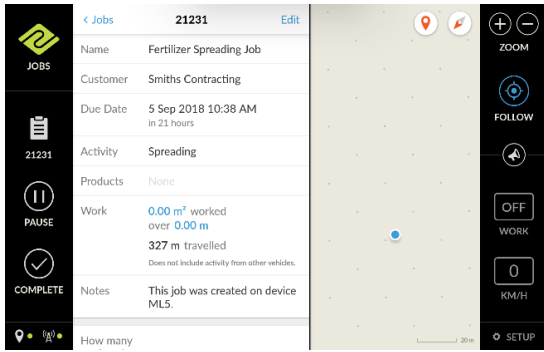
Multiboom

- ① Tap Setup on your Job Screen
- ② Tap Vehicle
- ③ Choose boom positions, relative to the GPS receiver:
 - Ahead or behind
 - Left or right
 - Number of booms
 - Width of booms



Jobs



Tap  on the job screen. The following job screen will appear:






Edit a job

- ① Tap job
- ② Tap edit
- ③ Edit details:
 - Job name
 - Customer
 - Due Date
 - Activity
 - Notes


Work a job

- ① Start a job
- ② Drive to the job
- ③ Turn on any equipment connected to the TracMap unit
 - 
- ④ The work indicator will turn blue and display on
 - 
- ⑤ Worked area will appear on the map as blue


Complete a job

- ① Turn off any equipment connected to the TracMap unit
 - 
- ② Tap 
- ③ Tap 

Start a job







- ① Tap jobs on the job screen
- ② Tap the job you want to start from the job list that appears
- ③ Tap 

Add a custom form to a job

- In edit a job, tap  **Attach New Form**
- Create the form
- Tap done
- The form will be attached to the job
- Tap the form to open and complete:



Understanding your working line

- When  working line will be: 
- When  working line will be: 
- When  and the vehicle is moving, the line will be: 

GPS Connection Status



Mobile Data Status



Tips and Tricks

- To create a new field job automatically, flick the working switch on
Note: this only works if you are not already in a job
- Tapping the speed indicator will change the number of decimal places