

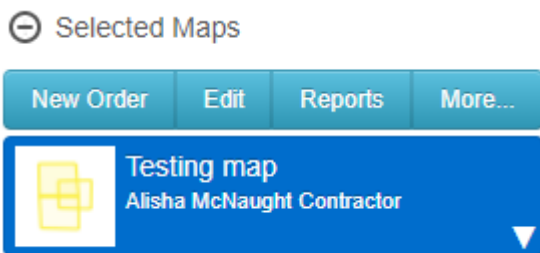
HOW TO DOWNLOAD A MAP

If you need to use a map outside of TracMap for any reason, or you need to give your map to someone who doesn't have TracMap, this can be done by downloading the map.

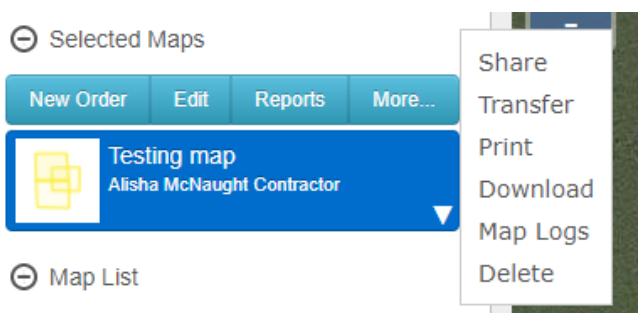
Note: Downloading a map will not show coverage area you may want, if that is what you need then go to "How to download a job".



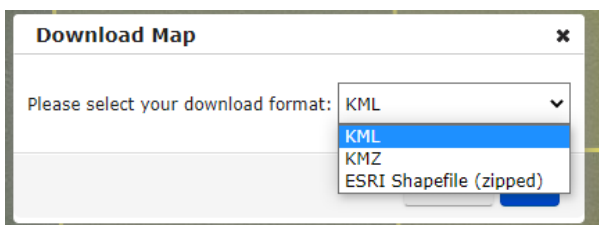
1. Login to TracMap online and navigate to the "MAPS" tab at the top left corner of the page.



2. Find the relevant map then select it so it appears in dark blue up the top left corner of the page.



3. Click on the light blue "More.." button and a drop down list will appear, from here you can click on the "Download" option.



4. Another pop up will appear called "Download map", here you can select from 3 possible download options.