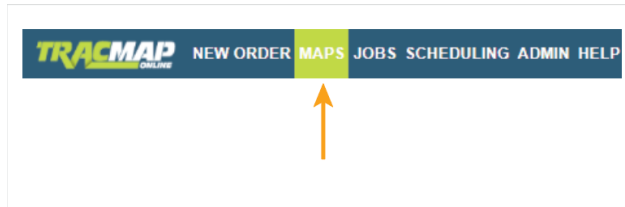
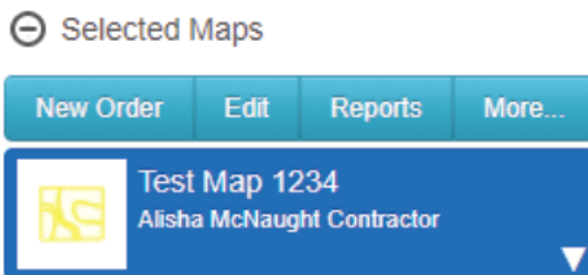


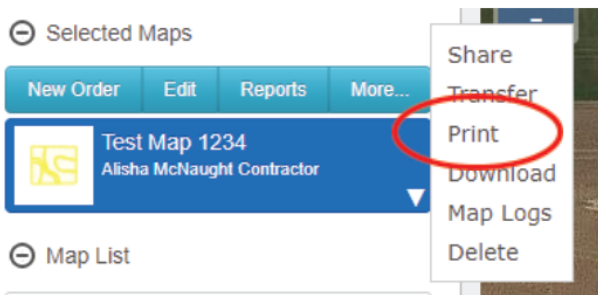
HOW TO PRINT A MAP



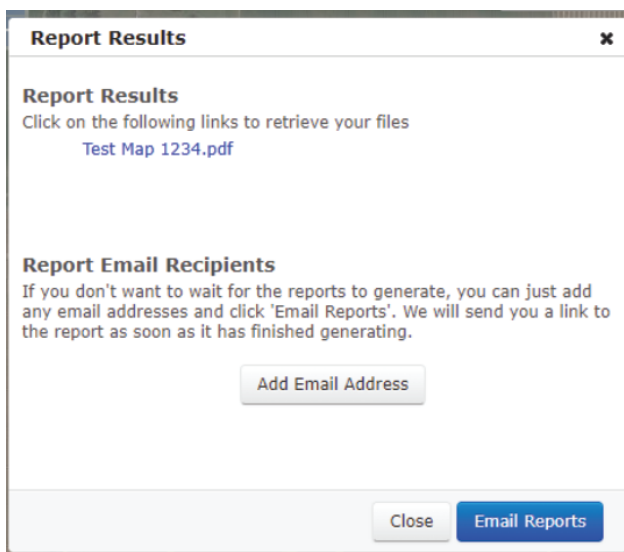
1. Login to TracMap online and navigate to the **'MAPS'** tab at the top left corner of the page.



2. Once you're in your maps tab select the map you'd like to print from the column on the left side of the page.



3. Next click on the **'More...'** button and a drop down menu will appear. From this select **'Print'**. One the next page a preview will appear. At the top of the page there are two buttons, select **'Print to PDF'** in the dark blue.



4. A pop up will appear where you can select the PDF to open it.